

**CASINO REINVESTMENT
DEVELOPMENT AUTHORITY**
(A Component Unit of the State of New Jersey)

REPORT OF FINANCIAL STATEMENTS
(With Supplementary Information)

FOR THE YEAR ENDED
December 31, 2008

**CASINO REINVESTMENT DEVELOPMENT AUTHORITY
(A COMPONENT UNIT OF THE STATE OF NEW JERSEY)
ATLANTIC COUNTY, NEW JERSEY**

TABLE OF CONTENTS

DECEMBER 31, 2008

	Page
Independent Auditor's Report	1-2
Management's Discussion and Analysis	3-12
Basic Financial Statements:	
Government-wide Financial Statements:	
Statement of Net Assets	13
Statement of Activities	14
Fund Financial Statements:	
Balance Sheet - Governmental Funds	15
Statement of Revenues, Expenditures and Changes in Fund Balances	16
Reconciliation of the Statement of Revenue, Expenditures and Changes in Fund Balances of Governmental Funds to the Statement of Activities	17
Statement of Revenues, Expenditures and Changes in Fund Balances - Budget and Actual - General Fund	18
Statement of Net Assets - Fiduciary Funds	19
Statement of Changes in Net Assets - Fiduciary Funds	20
Notes to Financial Statements	21-38
Supplemental Information	
Combining Balance Sheet - Nonmajor Governmental Funds - Debt Service Funds	39
Combining Statement of Revenue, Expenditures and Changes in Fund Balances - Nonmajor Funds - Debt Service Funds	40
Combining Statement of Fiduciary Net Assets - Fiduciary Funds	41
Combining Statement of Changes in Fiduciary Net Assets - Fiduciary Funds	42
Combining Net Assets - Other Fiduciary Funds	43-49
Combining Statement of Changes in Net Assets - Other Fiduciary Funds	50-56

**ALLIANCE OF
GOVERNMENTAL
AUDITORS, LLC**

CPAs, PC
PO Box 548, Mays Landing, NJ 08330
609-625-0999 FAX 609-625-2421

A JOINT VENTURE OF
SWARTZ & CO.,LLC &
TRACEY HEUN BRENNAN & CO.

Independent Auditor's Report

The Chairman and Members of the Board
Casino Reinvestment Development Authority
Atlantic City, NJ 08401

Members:

We have audited the accompanying financial statements of the governmental activities, each major fund, and the aggregate remaining fund information of the Casino Reinvestment Development Authority (the "CRDA" or the "Authority"), a component unit of the State of New Jersey, as of and for the year ended December 31, 2008, which collectively comprise the basic financial statements of the CRDA as listed in the table of contents. These basic financial statements are the responsibility of CRDA's management. Our responsibility is to express an opinion on these financial statements based on our audits.

We conducted our audit in accordance with auditing standards generally accepted in the United States of America. Those standards require that we plan and perform the audit to obtain reasonable assurance about whether the financial statements are free of material misstatement. An audit includes consideration of internal control over financial reporting as a basis for designing audit procedures that are appropriate in the circumstances, but not for the purpose of expressing an opinion on the effectiveness of the Authority's internal control over financial reporting. An audit also includes examining, on a test basis, evidence supporting the amounts and disclosures in the financial statements, assessing the accounting principles used and significant estimates made by management, as well as evaluating the overall financial statement presentation. We believe that our audit provides a reasonable basis for our opinion.

In our opinion, the basic financial statements referred to above present fairly, in all material respects, the respective financial position of the governmental activities, each major fund, and the aggregate remaining fund information of the CRDA as of December 31, 2008, and the respective changes in financial position, thereof for the year then ended in conformity with accounting principles generally accepted in the United States of America.

The management's discussion and analysis information is not a required part of the basic financial statements but is supplementary information required by the Government Accounting Standards Board. We have applied certain limited procedures, which consisted principally of inquiries of management regarding the methods of measurement and presentation of the supplemental information. However, we did not audit the information and express no opinion on it.

Our audit was conducted for the purpose of forming an opinion on the basic financial statements taken as a whole. The other supplemental information listed in the table of contents is presented for purposes of additional analysis and is not a required part of the basic financial statements. Such information has been subjected to tests and other auditing procedures applied in the audit of the basic financial statements and, in our opinion, is fairly stated in all material respects in relation to the basic financial statements taken as a whole.

Alliance of Governmental Auditors, LLC

Alliance of Governmental Auditors, LLC

February 17, 2009

Required Supplemental Information

{THIS PAGE IS INTENTIONALLY LEFT BLANK}

MANAGEMENT'S DISCUSSION AND ANALYSIS
YEAR ENDING DECEMBER 31, 2008

This section of the Casino Reinvestment and Development Authority's annual financial report presents our discussion and analysis of the CRDA's financial performance during the fiscal year that ended on December 31, 2008. It should be read in conjunction with the CRDA's financial statements, which follow this section.

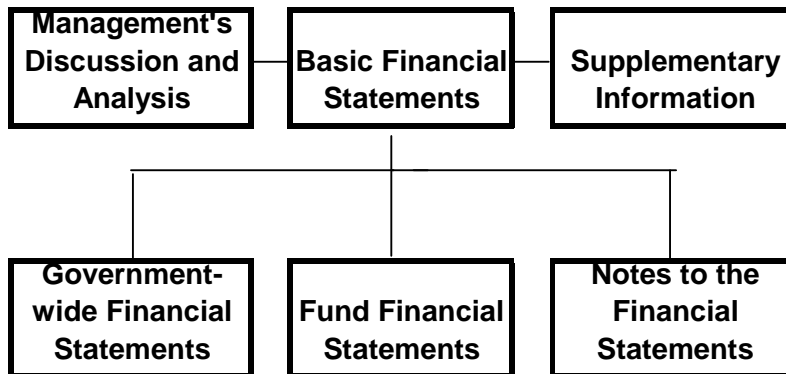
FINANCIAL HIGHLIGHTS

- The liabilities of the CRDA exceeded its assets at the close of the most recent fiscal year by approximately \$46 million, an increase of approximately \$7 million from the prior year. The increase is primarily the result of contracts payable for additional development in Atlantic City and throughout the state.
- Cash and investments total approximately \$210 million, a decrease of approximately \$14 million or 6% from the prior year. The decrease is mainly due to project expenditures in Atlantic City.
- Long-term liabilities decreased by approximately \$18.2 million to approximately \$481.7 million at year end 2008. The decrease is the result of the restructuring of the Marcal Project debt as well as scheduled redemptions of publicly issued debt.
- Real estate holdings decreased to approximately \$83.8 million during the fiscal year, real estate is sold or conveyed upon completion of Authority projects.
- Actual revenue was less than budgeted revenue for the 2008 year due to unfavorable interest rates.

OVERVIEW OF THE FINANCIAL STATEMENTS

This report consists of three parts – *management's discussion and analysis* (this section), the *basic financial statements*, and a section that presents *combining statements* for non major governmental funds.

Required Components of CRDA's Annual Financial Report



The basic financial statements include two kinds of statements that present different views of the CRDA:

- *Government-wide financial statements* that provide both *long-term* and *short-term* information about the CRDA's *overall* financial status.
- *Fund financial statements* that focus on individual parts of the CRDA.

Government-wide Statements

The government-wide statements report information about the CRDA as a whole using accounting methods similar to those used by private-sector companies. The statement of net assets includes all of the CRDA's assets and liabilities. All of the current year's revenues and expenses are accounted for in the statement of activities regardless of when cash is received or paid.

CRDA's government-wide financial statements have only one category, *governmental activities*. All of CRDA's operations and programs are included here, including the administration of projects and community and economic development.

Fund Financial Statements

Fund financial statements focus on the current financial information of the *individual parts* of the CRDA, reporting the CRDA's operations in *more detail* than the government-wide statements. Funds are an accounting method that CRDA uses to keep track of specific sources of revenue and spending for particular purposes.

The CRDA has two fund groupings, governmental funds and fiduciary funds.

- *Governmental funds statements* provide a detailed *short-term* view that helps you determine whether there are more or fewer financial resources that can be spent in the near future to finance the CRDA's programs. Because this information does not encompass the additional long-term focus of the government-wide statements, we provide additional information at the bottom of the government funds statement that explains the relationship (or difference) between them.
- *Fiduciary fund statements* address accounts in which CRDA acts solely as a *trustee or agent* for the benefits of others. The CRDA is the trustee, or *fiduciary*, for casino reinvestment obligations. It is also responsible for other assets that – because of trust arrangements – can only be used for specific purposes. The CRDA is responsible for ensuring that the assets reported in these funds are only used for their intended purposes. All of the CRDA's fiduciary activities are reported in a separate statement of fiduciary net assets and a statement of changes in fiduciary net assets. We exclude these activities from the CRDA's government-wide financial statements because the CRDA cannot use these assets to finance its operations.

The basic financial statements also include *notes* that explain some of the information in the financial statements and provide more detailed data. The financial statements and notes are followed by a section of *supplementary information* that further explains and supports the information in the financial statements.

The following chart summarizes the major features of each of CRDA’s financial statements, including the scope and types of information they contain.

Major Features of CRDA's Government-wide and Fund Financial Statements

	Government-wide Statements	Fund Statements	
		Governmental Funds	Fiduciary Funds
Scope	Entire CRDA operation (except fiduciary funds)	The activities of the CRDA that are not fiduciary (governmental activities)	Instances in which the CRDA is the trustee or agent for other's resources, such as the casino reinvestment obligations.
Required financial statements	1) Statement of net assets 2) Statement of activities	1) Balance sheet 2) Statement of revenues, expenditures, and changes in fund balance	1) Statement of fiduciary net assets 2) Statement of changes in fiduciary net assets
Accounting basis and measurement focus	Accrual accounting and economic resources focus	Modified accrual accounting and current financial resources focus	Accrual accounting and economic resources focus
Type of asset/liability information	All assets and liabilities, both financial and capital, and short-term and long-term	Only assets available to be used and liabilities that come due during the year; no capital assets included	All assets and liabilities, both financial and capital, and short-term and long-term
Type of inflow/outflow information	All revenues and expenses during year, regardless of when cash is received or paid	Revenues for which cash is received during or soon after the end of the year; expenditures when goods or services have been received and payment is due during the year or soon thereafter	All revenues and expenses during year, regardless of when cash is received or paid

Government-wide Financial Analysis

	Net Assets		Total Percentage Change
	Governmental Activities		
	<u>2008</u>	<u>2007</u>	
Current and other assets	\$ 257,104,213	268,044,011	-4%
Notes receivable	119,431,121	125,871,189	-5%
Capital assets	<u>83,924,660</u>	<u>88,817,679</u>	<u>-6%</u>
Total assets	<u>460,459,994</u>	<u>482,732,879</u>	<u>-5%</u>
Other liabilities	24,481,872	21,280,234	15%
Long-term liabilities	<u>481,708,345</u>	<u>499,896,894</u>	<u>-4%</u>
Total Liabilities	<u>506,190,217</u>	<u>521,177,128</u>	<u>-3%</u>
Net Assets:			
Invested in capital assets, net of related debt	73,670	51,403	43%
Restricted	32,252,957	17,281,964	87%
Unrestricted	<u>(78,056,850)</u>	<u>(55,777,616)</u>	<u>40%</u>
Total net assets	<u>\$ (45,730,223)</u>	<u>(38,444,249)</u>	<u>19%</u>

Restricted net assets represent resources that are subject to external restrictions on how they may be used. The restricted assets consist of debt service in the amount of \$32 million. The remaining balance of *unrestricted net assets* includes approximately \$34.1 million which may be used for any Authority purpose, and a negative \$112.1 million designated for project costs.

At the end of 2008, the CRDA maintains positive balances in two of three categories of net assets. The negative unrestricted net assets balance resulted from expenditures for approved projects from funds obtained from 2004 and 2005 bond issues. Revenues for these projects began to be received in July 2006.

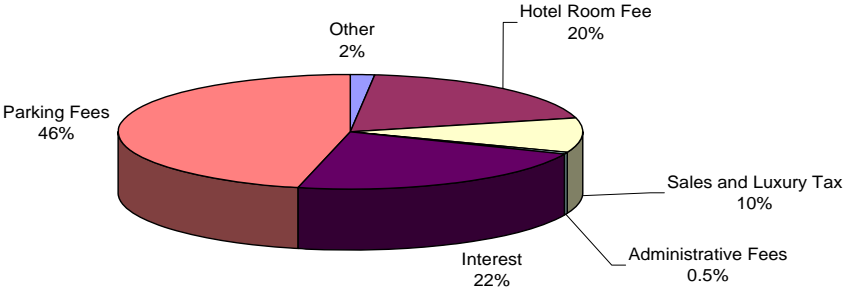
The CRDA holds \$83,850,990 in real estate investments. This real estate may be transferred to other entities upon completion of a project.

Changes in Net Assets

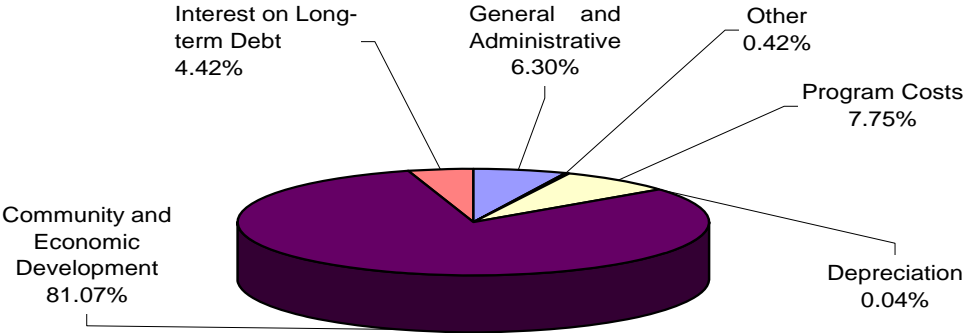
	Governmental Activities		Total
	<u>2008</u>	<u>2007</u>	Percentage Change
Revenues			
Fees:			
Administrative	\$ 290,607	253,878	14.5%
Hotel room	12,226,028	5,551,597	120.2%
Sales tax	6,023,502	5,529,683	8.9%
Parking	29,040,528	30,020,312	-3.3%
Operating:			
Other	1,081,320	714,284	51.4%
Investment income	13,989,507	22,964,077	-39.1%
Total revenues	<u>62,651,492</u>	<u>65,033,831</u>	<u>-3.7%</u>
Expenses			
General and Administrative	4,407,264	3,933,688	12.0%
Other	291,717	255,156	14.3%
Program Costs	5,421,424	3,671,102	47.7%
Depreciation	26,470	32,123	-17.6%
Interest on long-term debt	3,090,998	2,863,055	8.0%
Community & Economic			
Development	56,699,593	72,908,508	-22.2%
Total expenses	<u>69,937,466</u>	<u>83,663,632</u>	<u>-16.4%</u>
Decrease in net assets	\$ <u>(7,285,974)</u>	<u>(18,629,801)</u>	<u>-60.9%</u>

The CRDA's net assets decreased by \$7,285,974 during the current fiscal year. This decrease is attributable to the excess of community and economic development expenditures over parking and hotel room fees, sales tax rebates, and investment income.

Revenues



Expenses



Governmental Funds Financial Analysis.

Governmental activities represent 100% of CRDA's governmental funds. CRDA has no proprietary or business-type activities.

As of the end of 2008, the CRDA's governmental funds reported combined ending fund balances of \$212,703,504 a decrease of \$15,710,326 for the fiscal year. Of this total amount only \$30,423,184 is *unreserved*, or available for any CRDA purpose. The remainder of fund balance or \$182,280,320 is *reserved* to indicate that it is not available for new spending because it has already been committed to pay debt service (\$33,938,778) and for projects (\$148,341,542).

The Governmental Funds are comprised of the General Fund, Special Revenue Fund and Other Governmental Funds.

The General Fund is the administrative and operating fund of the CRDA. The annual operating budget for the General Fund is approved by the State Treasurer. In recent years, fund balances in the General Fund have been used to additionally fund community and economic development projects.

There are two Special Revenue Funds included in Governmental Funds. The Parking Fee Revenue Fund utilizes parking fee revenue and associated issued debt to pay for projects in the Corridor region and on the Boardwalk in Atlantic City as well as A.C casino expansion projects. The Hotel Room Fee Fund utilizes hotel room fee revenue and associated issued debt to fund Atlantic City casino expansion projects, advances to the New Jersey Sports and Exhibition Authority for horse racing purse enhancements and projects in South Jersey and North Jersey.

The last category is Other Governmental Funds which includes a group of debt service funds. Activity in the debt service funds includes the accumulation of revenues and the payment of interest and principal on debt issued for projects.

CAPITAL ASSETS AND DEBT ADMINISTRATION

The CRDA's investment in capital assets is \$73,670 (net of accumulated depreciation of \$724,481) and consists of office furnishings, computers, and office equipment. An investment in real estate of \$83,850,990 is also held for authorized projects.

Long-term Debt

The CRDA principally utilizes two types of debt, publicly issued bonds and project bonds which are issued solely to the Atlantic City casino licensees. In October of 2004, the CRDA publicly issued tax-exempt Hotel Room Fee Revenue Bonds, Series 2004, in the amount of \$93,000,000, to fund Atlantic City casino expansion projects, advances to the New Jersey Sports and Exhibition Authority for horse racing purse enhancements and projects in South Jersey and North Jersey. These bonds are special and limited obligations of the CRDA, payable solely from hotel room fees.

In March 2005, the CRDA publicly issued tax-exempt Parking Fee Revenue Bonds, Series 2005 A, in the amount of \$107,140,000 and taxable Parking Fee Revenue Bonds, Series 2005 B, in the amount of \$184,530,000. The Series 2005 A Bonds were issued for the purpose of advance refunding the Authority's tax-exempt Parking Fee Revenue Bonds, Series 1997 A, and tax-exempt Parking Fee Revenue Bonds, Series 2001. The Series 2005 B Bonds were issued for the purpose of advance refunding the Authority's Investment Alternative Tax and Subordinated Parking Fee Revenue Bonds, Series 2001, and financing boardwalk revitalization projects or programs which may include property acquisition, façade improvements, parking facilities, new retail and dining venues, improvements to casino boardwalk frontage and/or other economic development projects in Atlantic City.

The CRDA also issues project bonds to casino licensees with terms varying from 35 to 50 years at interest rates varying between 4.0% and 7.0%. Such bonds are payable solely from the revenues and other monies derived from projects financed by such bonds, or other monies which may be pledged with respect to such issues.

All bonds issued by the CRDA are special obligations of the CRDA, do not constitute obligations against the general credit of the CRDA, and are not a debt or liability of the State.

	<u>2008</u>	<u>2007</u>
Debt outstanding January 1,	\$ 484,260,401	488,829,910
Additions to Debt	2,174,546	1,236,643
Reduction of Debt	<u>(18,426,499)</u>	<u>(5,806,152)</u>
Debt outstanding December 31,	468,008,448	484,260,401
Plus: Net unamortized Premium	<u>11,416,305</u>	<u>12,848,311</u>
	<u><u>\$ 479,424,753</u></u>	<u><u>497,108,712</u></u>

GOVERNMENT - WIDE FINANCIAL STATEMENTS

{THIS PAGE IS INTENTIONALLY LEFT BLANK}

Casino Reinvestment Development Authority
(A Component Unit of the State of New Jersey)
Statement of Net Assets
December 31, 2008

		Governmental Activities
Assets		
Cash and cash equivalents	\$	138,294,738
Restricted cash		32,252,957
Marketable securities, net of allowance		39,467,353
Receivables:		
Notes receivable		119,431,121
Accrued interest receivable		28,406,705
Accrued revenue		8,027,679
Other		4,535,745
Deferred costs		6,119,036
Real Estate		83,850,990
Capital assets, net of depreciation		73,670
Total Assets		460,459,994
Liabilities		
Interest payable		9,756,870
Other payables		14,725,002
Long-term liabilities:		
Due within one year		10,598,997
Due in more than one year		471,109,348
Total Liabilities		506,190,217
Net Assets		
Investment in capital assets, net of related debt		73,670
Restricted for:		
Debt service		32,252,957
Unrestricted		(78,056,850)
Total Net Assets	\$	(45,730,223)

**Casino Reinvestment Development Authority
(A Component Unit of the State of New Jersey)
Statement of Activities
For The Year Ended December 31, 2008**

<u>Functions/Programs</u>	<u>Expenses</u>	<u>Program Revenue</u>		<u>Net (Expense) Revenue and Changes in Net Assets</u>	
		<u>Fees</u>	<u>Operating Income</u>	<u>Governmental Activities</u>	<u>Total</u>
Governmental Activities					
General and Administration	\$ 4,407,264	1,235,207		(3,172,057)	(3,172,057)
Other	291,717		136,720	(154,997)	(154,997)
Program costs	5,421,424	6,023,502		602,078	602,078
Depreciation	26,470			(26,470)	(26,470)
Interest on long-term debt	3,090,998			(3,090,998)	(3,090,998)
Community development	56,699,593	41,266,556		(15,433,037)	(15,433,037)
Total governmental activities	<u>\$ 69,937,466</u>	<u>48,525,265</u>	<u>136,720</u>	<u>(21,275,481)</u>	<u>(21,275,481)</u>
			General revenues:		
			Investment Income	13,989,507	13,989,507
			Total general revenues	13,989,507	13,989,507
			Changes in net assets	(7,285,974)	(7,285,974)
			Net assets - beginning	(38,444,249)	(38,444,249)
			Net assets - ending	<u>\$ (45,730,223)</u>	<u>(45,730,223)</u>

The accompanying notes are an integral part of these financial statements

FUND FINANCIAL STATEMENTS

{THIS PAGE IS INTENTIONALLY LEFT BLANK}

Casino Reinvestment Development Authority
(A Component Unit of the State of New Jersey)
Balance Sheet
Governmental Funds
December 31, 2008

	General Fund	Special Revenue Fund		Other Governmental Funds	Total Governmental Funds
		Parking Fee	Hotel Room Fee		
ASSETS					
Cash and cash equivalents	\$ 48,990,144	94,431,037	25,022,601	2,103,913	170,547,695
Marketable securities, net of allowance		39,467,060	293		39,467,353
Receivables:					
Accrued interest receivable	799,384			501,483	1,300,867
Accrued parking fees		4,585,536			4,585,536
Accrued hotel room fees			3,442,143		3,442,143
Other	2,333,067			2,077,750	4,410,817
Total Assets	<u>52,122,595</u>	<u>138,483,633</u>	<u>28,465,037</u>	<u>4,683,146</u>	<u>223,754,411</u>
LIABILITIES AND FUND BALANCES					
Liabilities:					
Interest payable		1,283,890	2,307,284	394,332	3,985,506
Other payables	2,315,325	2,862,266	1,671,897	215,913	7,065,401
Total Liabilities	<u>2,315,325</u>	<u>4,146,156</u>	<u>3,979,181</u>	<u>610,245</u>	<u>11,050,907</u>
Fund Balances:					
Reserved fund equity:					
Reserve for debt service		30,208,688		3,730,090	33,938,778
Reserve for project costs	19,384,086	104,128,789	24,485,856	342,811	148,341,542
Unreserved fund equity:					
Undesignated	30,423,184				30,423,184
Total Fund Balances	<u>49,807,270</u>	<u>134,337,477</u>	<u>24,485,856</u>	<u>4,072,901</u>	<u>212,703,504</u>
Total liabilities and fund balances	\$ <u>52,122,595</u>	<u>138,483,633</u>	<u>28,465,037</u>	<u>4,683,146</u>	

Amounts reported for governmental activities in the statement of net assets are different because:

Capital assets used in governmental activities are not financial resources and therefore are not reported in the funds.

73,670

Other long-term assets are not available to pay for current-period expenditures and therefore are deferred in the funds.

236,631,913

Some liabilities, including bonds payable, are not due and payable in the current period and therefore are not reported in the funds.

(495,139,310)

Net assets of governmental activities

\$ (45,730,223)

Casino Reinvestment Development Authority
(A Component Unit of the State of New Jersey)
Statement of Revenues, Expenditures and Changes in Fund Balances
Governmental Funds
For The Year Ended December 31, 2008

	General Fund	Special Revenue Fund		Other Governmental Funds	Total Governmental Funds
		Parking Fee	Hotel Room Fee		
REVENUES					
Administrative fees	\$ 290,607				290,607
Interest and investment income	6,078,146	2,491,799	147,349	2,958,897	11,676,191
Parking revenue		29,040,528			29,040,528
Hotel room fee revenue			12,226,028		12,226,028
Sales tax rebate revenue	6,023,502				6,023,502
Processing fees	944,600				944,600
Other	199,313			-	199,313
Total revenues	<u>13,536,168</u>	<u>31,532,327</u>	<u>12,373,377</u>	<u>2,958,897</u>	<u>60,400,769</u>
EXPENDITURES					
Current:					
Salaries and benefits	3,298,327				3,298,327
General & administrative	743,212				743,212
Professional services	365,725				365,725
Project Costs	5,421,424	27,904,086	4,587,230	250,000	38,162,740
Other		495,934		325,972	821,906
Debt Service:					
Interest expense		15,051,251	4,614,569	2,574,159	22,239,979
Principal		7,468,168	3,280,000	1,178,254	11,926,422
Capital outlay					
Purchase of Fixed Assets	48,737				48,737
Total expenditures	<u>9,877,425</u>	<u>50,919,439</u>	<u>12,481,799</u>	<u>4,328,385</u>	<u>77,607,048</u>
Excess (deficiency) of revenues over expenditures	3,658,743	(19,387,112)	(108,422)	(1,369,488)	(17,206,279)
OTHER FINANCING SOURCES (USES)					
Debt relief due to bankruptcy judgement				7,140,077	7,140,077
Bankruptcy Discharge				(7,140,077)	(7,140,077)
Payments received on notes				898,411	898,411
Capital related debt issued		572,516		1,602,030	2,174,546
Loan disbursements				(1,602,030)	(1,602,030)
Sale of real estate		25,026			25,026
Total other financing sources and uses	<u>-</u>	<u>597,542</u>	<u>-</u>	<u>898,411</u>	<u>1,495,953</u>
Net change in fund balance	3,658,743	(18,789,570)	(108,422)	(471,077)	(15,710,326)
Fund Equity, January 1, 2008	<u>46,148,527</u>	<u>153,127,047</u>	<u>24,594,278</u>	<u>4,543,978</u>	<u>228,413,830</u>
Fund Equity, December 31, 2008	<u>\$ 49,807,270</u>	<u>134,337,477</u>	<u>24,485,856</u>	<u>4,072,901</u>	<u>212,703,504</u>

**Casino Reinvestment Development Authority
(A Component Unit of the State of New Jersey)
Combined Statement of Revenues, Expenditures and Changes in Fund Equity
to the Statement of Activities
For The Year Ended December 31, 2008**

Amounts reported for governmental activities in the statement of activities are different because:

Net change in fund balances - total governmental funds	\$	(15,890,092)
Governmental funds report capital outlays as expenditures. However, in the statement of activities the cost of those assets is allocated over their estimated useful lives and reported as depreciation expense. This is the amount by which capital outlays exceeds depreciation in the current period.		(2,759)
Revenues in the statement of activities that do not provide current financial resources are not reported as revenues in the funds.		2,313,316
The issuance of long-term debt (e.g. bonds, notes payable) provides current financial resources to governmental funds, and the repayment of the principal of long-term debt consumes the current financial resources of governmental funds. However, these transactions do not affect net assets. Also, governmental funds report the effect of issuance costs, premiums, discounts and similar items when debt is first issued, whereas these amounts are deferred and amortized in the statement of activities. This amount is the net effect of these differences in the treatment of long-term debt and related items.		18,023,555
Disbursements on long-term notes receivable consume current financial resources of governmental funds, and principal payments received on notes receivable provide current financial resources to governmental funds. These transactions do not affect net assets.		(6,499,051)
Some expenses reported in the statement of activities do not require the use of current financial resources and, therefore, are not reported as expenditures in governmental funds.		(5,410,709)
Change in net assets of governmental activities	\$	<u><u>(7,465,740)</u></u>

The accompanying notes are an integral part of these financial statements

Casino Reinvestment Development Authority
(A Component Unit of the State of New Jersey)
Statement of Revenues, Expenditures and Changes in Fund Equity
Budget and Actual - General Fund Type
For The Year Ended December 31, 2008

	<u>Budget</u>	<u>Actual</u>	<u>Variance - Budget to Actual</u>
REVENUES:			
Administrative fees	\$ 246,000	290,607	44,607
Interest and investment income	12,075,730	6,078,146	(5,997,584)
Sales tax rebate revenue	6,992,444	6,023,502	(968,942)
Processing fees	1,361,047	944,600	(416,447)
Other	100,000	199,313	99,313
	<u>20,775,221</u>	<u>13,536,168</u>	<u>(7,239,053)</u>
EXPENDITURES:			
Salaries and benefits	3,359,896	3,298,327	61,569
General & administrative	945,148	743,212	201,936
Professional services	342,000	365,725	(23,725)
Capital Outlay - Fixed Assets	116,939	48,737	68,202
Project Costs		5,421,424	(5,421,424)
	<u>\$ 4,763,983</u>	<u>9,877,425</u>	<u>(5,113,442)</u>

There were no modifications to the adopted budget

The accompanying notes are an integral part of these financial statements

**Casino Reinvestment Development Authority
(A Component Unit of the State of New Jersey)
Statement of Fiduciary Net Assets
Fiduciary Funds
December 31, 2008**

		Total
Assets		
Cash and cash equivalents	\$	295,606,150
Receivables:		
Notes receivable		5,527,885
Accrued interest receivable		20,554
Obligations receivable		12,399,763
Other		7,916,984
Capital Assets:		
Real Estate		13,573,584
Total Assets		335,044,920
Liabilities		
Interest payable		1,969,622
Other payables		12,060,013
Reserves:		
Obligations payable		267,626,266
Direct investment deposits		2,207,573
Donation deposits		27,223,034
Project costs		23,958,412
Total Liabilities and Reserves		335,044,920
Net Assets:		
Total Net Assets	\$	-

**Casino Reinvestment Development Authority
(A Component Unit of the State of New Jersey)
Statement of Changes in Fiduciary Net Assets
Fiduciary Funds
For the Year Ended December 31, 2008**

		Total
ADDITIONS:		
Obligation deposits	\$	57,599,468
Transfer from reinvestment		29,195,359
Sales tax rebate		9,748,312
Interest on notes		400,864
Other income		279
 Total Additions		 96,944,282
 DEDUCTIONS:		
Direct investments		11,327,359
Direct donations:		
Transfers to other fiduciary funds		915,969
Other		28,279,390
Accrued obligations		-
Bonds issued		2,174,546
Credits		19,294
Grants and donations		33,803,235
Sales tax rebate		9,748,312
 Total deductions		 86,268,105
 NET CHANGE IN RESERVES		 10,676,177
 Net assets - beginning		
 Net assets - ending	\$	

The accompanying notes are an integral part of these financial statements

1. Summary of Significant Accounting Policies

The financial statements of the Casino Reinvestment Development Authority (CRDA) have been prepared in conformity with accounting principals generally accepted in the United States of America as applied to governmental units. The Governmental Accounting Standards Board (GASB) is the accepted standard-setting body for establishing governmental accounting and financial reporting principles. In its accounting and financial reporting, the CRDA follows the pronouncements of the Governmental Accounting Standards Board (GASB). The more significant accounting policies established in GAAP and used by the CRDA are discussed below.

Reporting Entity

The CRDA's financial statements include the accounts of all of CRDA's operations. The CRDA, as a component unit of the State of New Jersey, is financially accountable to the State. As set forth in Government Accounting Standards Board (GASB) 14, financial accountability is defined as appointment of a voting majority of the component unit's board and either the ability to impose will by the primary government or the possibility that the component unit will provide a financial benefit to or impose a financial burden on the primary government. The CRDA, as a component unit, issues separate financial statements from the State of New Jersey.

Basis of Presentation: Fund Accounting

Government-wide and fund financial statements

The government-wide financial statements (i.e., the statement of net assets and the statement of activities) report information on all of the non fiduciary activities of the CRDA during 2008. The effect of interfund activity has been removed from these statements.

The statement of activities demonstrates the degree to which the direct expenses of a given function or segment is offset by program revenues. *Direct expenses* are those that are clearly identifiable with a specific function or segment. *Program revenues* include charges to casinos or applicants who use or directly benefit from services or privileges provided by a given function or segment and interest earned on investments and obligation deposits that are used to fund the operation of the governmental fund. Other items not properly included within program revenues are reported instead as *general revenues*. There was \$13,989,507 in general revenues during 2008.

Separate financial statements are provided for governmental funds, and fiduciary funds, even though the latter are excluded from the government-wide financial statements. Major individual governmental funds are reported as separate columns in the fund financial statements.

Measurement focus, basis of accounting and financial statement presentation

The government-wide financial statements are reported using the *economic resources measurement focus* and the *accrual basis of accounting*, as are the fiduciary fund financial statements. Revenues are recorded when earned and expenses are recorded when a liability is incurred, regardless of the timing of related cash flows.

Casino Reinvestment Development Authority
(A Component Unit of the State of New Jersey)
Notes to Financial Statements
December 31, 2008

Governmental fund financial statements are reported using the *current financial resources measurement focus* and the *modified accrual basis of accounting*. Revenues are recognized as soon as they are both measurable and available. Revenues are considered to be *available* when they are collectible within the current period or soon enough thereafter to pay liabilities in the current period. For this purpose, the CRDA considers revenues to be available if they are collected within 30 days of the end of the current fiscal period. Expenditures generally are recorded when a liability is incurred, as under accrual accounting. However, debt service expenditures, as well as expenditures related to claims and judgments, are recorded only when payment is due.

Parking fees, hotel room fees, and interest associated with the current fiscal period are all considered to be susceptible to accrual and so have been recognized as revenues of the current fiscal period. All other revenue items are considered to be measurable and available only when cash is received by the CRDA.

The CRDA reports the following major governmental funds:

The *general fund* is the CRDA's primary operating fund. It accounts for all financial resources of the CRDA, except those required to be accounted for in another fund.

The *special revenue funds* are used to account for specific revenues that are legally restricted to expenditure for particular purposes.

The *parking fee fund* is used to account for the collection of parking fees as a source of funds to pay for Atlantic City projects on the boardwalk and, in the corridor region, for casino hotel expansion projects and for debt service on a long-term obligation.

The *hotel room fee fund* is used to account for the collection of hotel room fee revenue as a source of funds to pay for Atlantic City casino hotel expansion projects, advances to the New Jersey Sports and Exhibition Authority for horse racing purse enhancements, projects in South Jersey and North Jersey and debt service on a long-term obligation.

Additionally, the CRDA reports the following fiduciary fund types:

The *Reinvestment Fund* is used to account for the receipt of the obligation deposits and donated obligations from licensees, which are available to commit to projects. Obligation deposits and donated obligations are held in this fund until bonds have been issued, direct investment payments have been made for approved projects, or donated funds have been expended. Two-thirds of all interest earned on obligation deposits held in this fund are due to the licensees and one-third is due to the General Fund. All interest earned on donated obligations is also due to the General Fund.

The *Other Fiduciary Funds* account for projects administered by the Authority and assets held in the Authority's name on behalf of others. Cash, cash equivalents and investments held in these funds are considered restricted in accordance with the terms of the individual contracts and agreements.

Budgets and Budgetary Accounting

An annual operating budget is required to be adopted and integrated into the accounting system to provide budgetary control over revenues and expenditures in accordance with NJSA 5:12-143. The operating budget adopted annually covers the general fund activity only. The annual operating budget is required to be submitted by the last day of October of each year to the State Treasurer for approval.

Real Estate

Real estate consists of land, land improvements and related acquisition costs and is recorded at cost. Real estate is held by the CRDA for future development, sale, lease or donation. Real estate that is donated is expensed as a program cost.

Fixed Assets

Fixed assets, consisting primarily of furniture and equipment, are carried at cost less accumulated depreciation of \$724,481 at December 31, 2008. The CRDA depreciates its assets using the straight-line method over the estimated useful lives, generally seven years for office equipment and furniture and fixtures and five years for computer equipment.

Use of Estimates

The preparation of the financial statements in conformity with accounting principles generally accepted in the United States of America require management to make estimates and assumptions that affect the certain reported amounts and disclosures. Actual results could differ from those estimates.

Risk of Loss

The Authority purchases commercial insurance policies on an annual basis to handle risks of loss associated with property, auto, liability, workers' compensation, flood damage, and employee crime coverage. Any potential liability of the Authority with respect to loss claims would be equal to the deductibles associated with the policies and an event that may exceed policy coverage limits.

Notes Receivable

Notes receivable includes mortgages, which are stated at unpaid principal balances. Certain mortgages have annual forgiveness provisions over the life of the mortgage. Any unpaid principal balance upon the sale of the property is payable to the CRDA. The annual principal amount forgiven is recorded as forgiveness of debt.

Management periodically evaluates whether an allowance for uncollectible notes receivable is required based on the CRDA's past uncollectible loss experience, known and other risks inherent in the note receivable portfolio, adverse situations that may effect each borrower's ability to repay, estimated value of any underlying collateral and current economic conditions. As of December 31, 2008, a provision for uncollectible accounts was not required.

Bonds Payable

The Authority issues tax-exempt private activity bonds and taxable bonds to casino licensees. The proceeds from these bond issues are used to provide long-term, low-interest, loans to businesses, certain 501 (c) (3) non-profit activities, and other projects. Also included in bonds payable are parking fee revenue bonds and hotel room fee revenue bonds issued to the public. Parking fee revenue is applied first to the debt service on the parking fee bonds. Hotel room fee revenue is applied first to debt service on the hotel room fee bonds.

Compensated Absences

Compensated absences are those absences for which employees will be paid, such as vacation, sick leave, and sabbatical leave. A liability for compensated absences that are attributable to services already rendered, and that are not contingent on a specific event that is outside the control of the Authority and its employees, is accrued as the employees earn the rights to the benefits.

In governmental and similar trust funds, compensated absences that are expected to be liquidated with expendable available financial resources are reported as an expenditure and fund liability in the fund that will pay for the compensated absences. The remainder of the compensated absences liability is reported in the District-wide Financial Statements as a Governmental Activity.

2. Investments

As of December 31, 2008, the Authority had the following investments:

	<u>Maturities</u>	<u>Fair Value</u>
Marketable Securities	various	39,467,353
CD	2/18/2009	68,176

Interest Rate Risk. The “Securities Purchase Contract” between the CRDA and the licensees prescribes the types of investments allowed in the Reinvestment Fund. The “Securities Purchase Contract” requires that all investments be as follows:

Direct obligations of or obligations unconditionally guaranteed by the United States or direct obligations of or obligations unconditionally guaranteed by any state of the United States. If the latter is chosen, the securities must be rated in any of the two highest rating categories by a nationally recognized rating service.

Repurchase agreements that are collateralized by direct obligations of or obligations unconditionally guaranteed by the United States. The collateral must have a market value at all times equal to the repurchase price, and must be perfected for the benefit of the CRDA.

Units of the New Jersey Cash Management Fund, invested by the State Division of Investments, consisting of short-term obligations of the U.S. Government and certain of its agencies, commercial paper, certificates of deposit, repurchase agreements and bankers’ acceptances.

Certificates of deposit issued by a bank, trust company, national banking association, savings and loan association or other financial institution that is fully and continuously secured by direct obligations of, or obligations unconditionally guaranteed by the United States. The securities underlying the certificates of deposit must have a market value at all times equal to the principal amount of such certificates of deposit, and must be held in such a manner as they may be required to provide a perfected security interest for the benefit of the CRDA.

Concentration of Credit Risk. There is no limit on the amount the Authority may invest in any one issuer.

3. Cash

Custodial Credit Risk – Deposits. Custodial credit risk is the risk that in the event of a bank failure, the government’s deposits may not be returned to it. The Authority believes that due to the dollar amounts of cash deposits and the limits of FDIC insurance, it is impractical to insure all bank deposits. As a result, the Authority evaluates each financial institution with which it deposits funds and assesses the level of risk of each institution; only those institutions with an acceptable estimated risk level are used as depositories. As of December 31, 2008, \$466,633,066 of the Authority’s bank balance of \$467,133,066 was exposed to custodial credit risk.

Cash and cash equivalents included various checking and money market accounts, and U.S. obligations with maturities of three months or less. \$32,252,957 of the CRDA’s cash is reserved for debt service.

Casino Reinvestment Development Authority
(A Component Unit of the State of New Jersey)
Notes to Financial Statements
December 31, 2008

4. Notes Receivable

As of December 31, 2008, the Parking Fee Revenue Fund includes a note receivable in the amount of \$8,600,000 due from the New Jersey Sports and Exposition Authority (NJSEA), a component unit included in the State of New Jersey’s comprehensive annual report. This note, which bears interest at 5.773%, is due on February 10, 2009 or such longer term as shall be required for repayment of the loan and interest thereon from NJSEA’s “Available Cash Flow” as defined in the note.

Remaining notes receivable within the Parking Fee Revenue Fund and the debt service fund consist of loans with terms varying from 15 to 40 years at interest rates varying between 3.4% and 8.5%. Repayment of notes receivable are secured by mortgages.

5. Fixed Assets

Summary of changes in fixed assets for the year ended December 31, 2008:

	Other Capital Assets Furniture and Equipment	Accumulated Depreciation	Net
Balance January 1, 2008	\$ 753,067	(701,664)	51,403
Increases	48,737	(26,470)	22,267
Decreases	<u>(3,653)</u>	<u>3,653</u>	<u>-</u>
Balance December 31, 2008	<u>\$ 798,151</u>	<u>(724,481)</u>	<u>73,670</u>

6. Interfund Receivables/Payables

The following is a summary of interfund receivables and payables at December 31, 2008:

	Due to (due from) General	Due to (due from) Reinvestment	Due to (due from) AC Corridor	Due to (due from) Hotel Room Fee	Due to (due from) Deregulation	Due to (due from) Debt Service Fund
Interest	\$ 763,365	(470,437)	(230,718)	(62,210)		
Administrative fees	215,837					(215,837)
Miscellaneous		3,622,698	(2,013,012)	(1,609,686)		
Deregulation Funds		<u>(342,811)</u>			342,811	
	<u>\$ 979,202</u>	<u>2,809,450</u>	<u>(2,243,730)</u>	<u>(1,671,896)</u>	<u>342,811</u>	<u>(215,837)</u>

The interfunds are the result of timing issues. They will be eliminated in the subsequent year.

7. Obligation Deposits

- a. Obligation deposits collected from the licensees are held in the Reinvestment Fund until the CRDA's Board of Directors approves projects. Subsequent to approval of a project, when disbursements for a project are to be made, obligation deposits are disbursed as either bonds payable or direct investment reimbursements. If the approved project is designated as a donation project the funds are initially reclassified from obligation deposits to donation deposits. Donation deposits are disbursed to the Agency Funds as donations to temporarily restricted assets when disbursements for the project are required. The obligation deposits set aside for New Jersey Development Authority for Small Businesses, Minorities and Women Enterprises (NJSBMWE) can be used to purchase bonds of the New Jersey Development Authority.
- b. Current obligations represent amounts incurred by licensees under the CRDA statute and are based upon 1.25% of their gross revenues. Payments are due quarterly on April 15, July 15, October 15, and January 15, for the preceding quarter. For financial reporting purposes, amounts outstanding are also recorded as current obligations receivable with an offsetting reserve as accrued investment obligations.

Casino Reinvestment Development Authority
(A Component Unit of the State of New Jersey)
Notes to Financial Statements
December 31, 2008

- c. 2008 Obligations and Donations account activity is summarized below:

<u>Obligation deposits</u>	
Beginning Balance	\$ 251,492,689
Obligation deposits	45,199,705
Direct investments	(11,049,792)
Direct donations	(27,358,985)
Transfer to donations	(863,274)
Bonds issued	(2,174,546)
Credits	(19,294)
Obligations receivable	12,399,763
Ending balance	<u>267,626,266</u>
 <u>Direct Investment Deposit</u> 	
Beginning Balance	2,485,140
Disbursements	<u>(277,567)</u>
Ending Balance	<u>2,207,573</u>
 <u>Donation Deposits</u> 	
Beginning balance	28,196,134
Transfers from obligations	863,274
Grants to Agency and Debt Service Funds	(1,836,374)
Ending balance	<u>27,223,034</u>
	<u>\$ 297,056,873</u>

8. Bonds Payable

The CRDA has utilized two types of debt, publicly issued bonds and project bonds which are issued solely to the Atlantic City casino licensees.

Public Issuance

On March 23, 2005 the CRDA issued \$291,670,000 in Parking Fee Revenue Bonds. Series 2005A in the amount of \$107,140,000 were tax exempt bonds, with interest rates varying between 5% and 5.25%, the proceeds of which were used to refund \$68,405,000 of the previously issued Parking Fee Revenue Bonds, Series 1997A and \$43,205,000 of the previously issued Parking Fee Revenue Bonds, Series 2001A. Series 2005B in the amount of \$184,530,000 were taxable bonds, with interest rates varying between 4.61% and 5.46%, the proceeds of which were used to refund \$68,405,000 of the previously issued Investment Alternative Tax and Subordinated Parking Fee Revenue Bonds, Series 2001B and to fund projects on the Atlantic City Boardwalk and at the casinos. The bonds are payable from Parking Fee Revenues, certain pledged Investment Alternative Taxes and an additional contractual parking charge to be remitted by the casinos. In October of 2004 the CRDA issued \$93,000,000 of tax exempt Hotel Room Fee Revenue Bonds (Series 2004), with interest rates varying between 5% and 5.25%. The proceeds of these bonds were used to fund projects in North and South Jersey as well as Atlantic City casino expansion projects. These bonds are payable solely from hotel room fees.

Refunding Issue:

The funds for redemption were placed in an irrevocable trust for the purpose of generating resources for all future debt service payments of the redeemed bonds. As a result, the refunded bonds are considered to be defeased and the liability has been removed from the Authority's activities column of the statements of net assets. This advance refunding was undertaken to provide new project funds totaling \$138.5 million and consolidate the two parking fee bonds into one, and resulted in an economic loss of \$3,302,515.

Casino Pool Bonds

The CRDA also issues project bonds to casino licensees with terms varying from 35 to 50 years at interest rates varying between 4.0% and 7.0%. Such bonds are payable solely from the revenues and other monies derived from projects financed by such bonds, or other monies which may be pledged with respect to such issues.

Casino Reinvestment Development Authority
(A Component Unit of the State of New Jersey)
Notes to Financial Statements
December 31, 2008

All bonds issued by the CRDA are special obligations of the CRDA, do not constitute obligations against the general credit of the CRDA, and are not a debt or liability of the State. Accordingly, due to a lack of revenues generated from the Vermont Plaza project, the bond holders of this project have been limited to receiving interest payments at a discounted rate which is substantially less than the bonds original stated rate. Anticipated revenues have not matched the projections at the Sheraton Headquarters Hotel and this has resulted in no payments to date to bondholders of this project.

In 1994, the CRDA agreed to loan \$16,510,000 to MPMI, Inc. an affiliate of Marcal Paper Mills, Inc., (“Marcal”) and also to guarantee related New Jersey Economic Development Authority (“NJEDA”) \$9,000,000 Waste Paper Recycling Revenue Bonds, Series 1994. Marcal filed for Chapter 11 bankruptcy on November 30, 2006. MPMI’s sole source of revenue to repay CRDA and NJEDA bondholders is certain license fees payable from Marcal. As a result of the bankruptcy, CRDA bondholders agreed to accept, and the court approved, a restructuring of the debt such that the principal was reduced from \$17,640,077 to \$10,500,000, with interest-only payments for four years commencing 2008 and principal and interest thereafter through 2024.

The CRDA has a debt service reserve set up for the following bond issues:

<u>Bond Issue</u>	<u>Amount</u>
\$107 million Parking Fee Revenue Bonds	\$ 22,055,775
\$184.5 million Parking Fee Revenue Bonds	7,728,959
Atlantic City Boardwalk Convention Center Project Bonds	423,954
Balance at December 31, 2008	\$ <u><u>30,208,688</u></u>

One half of the debt service reserve fund requirement for the 2005 Parking Fee Revenue Bonds has been invested through a Reserve Fund Forward Delivery Agreement with Merrill Lynch Capital Services, Inc. The Agreement provides a guaranteed rate of return of 4.475% and converts to cash on each future bond payment date.

The entire debt service reserve fund requirement for the Hotel Room Fee Revenue Bonds is funded by a surety bond.

Casino Reinvestment Development Authority
(A Component Unit of the State of New Jersey)
Notes to Financial Statements
December 31, 2008

The following is a summary of the CRDA's long-term debt transactions for the year ended December 31, 2008:

		Publicly Issued Bonds	Project Bonds	Total
Debt outstanding 12/31/07	\$	375,785,000	108,475,401	484,260,401
Additions to Debt			2,174,546	2,174,546
Reduction of Debt		(9,985,000)	(8,441,499)	(18,426,499)
Debt outstanding 12/31/08		365,800,000	102,208,448	468,008,448
Net Unamortized Premium		11,416,305		11,416,305
		<u>377,216,305</u>	<u>102,208,448</u>	<u>479,424,753</u>
Amounts due within one year:	\$	<u>10,440,000</u>	<u>158,997</u>	<u>10,598,997</u>

The following table reflects scheduled debt service for publicly issued revenue bonds:

Calendar Year		Principal	Interest
2009	\$	10,440,000	18,832,079
2010		10,915,000	18,309,075
2011		12,350,000	17,731,447
2012		21,220,000	16,883,317
2013		24,605,000	15,720,955
2014-2018		121,445,000	60,144,083
2019-2023		113,280,000	28,985,969
2024-2026		51,545,000	2,790,731
Total	\$	<u>365,800,000</u>	<u>179,397,656</u>

Casino Reinvestment Development Authority
(A Component Unit of the State of New Jersey)
Notes to Financial Statements
December 31, 2008

The following table reflects scheduled debt service for project bonds issued:

<u>Calendar Year:</u>	<u>Principal</u>	<u>Interest</u>
2009	\$ 158,997	3,624,416
2010	165,268	3,616,961
2011	171,689	3,609,356
2012	428,418	3,601,444
2013	435,470	3,582,406
2014-2018	4,588,077	17,477,436
2019-2023	6,295,781	16,280,278
2024-2028	23,598,194	15,092,377
2029-2033	34,459,406	11,309,028
2034-2038	2,869,125	7,292,601
2039-2043	22,909,199	5,879,129
2042-2048	6,128,824	368,004
Total	<u>\$ 102,208,448</u>	<u>91,733,436</u>

9. Note Payable

During 2002, the CRDA purchased certain real estate from the Housing Authority and Urban Redevelopment Agency of the City of Atlantic City for \$7,200,000. The CRDA financed \$6,400,000 through a non-interest bearing note to the seller that is payable in ten equal annual installments of \$640,000 commencing October 21, 2002. The note, which totals \$2,283,592 as of December 31, 2008, is recorded in the accompanying statement of net assets, net of unamortized discount. Interest was imputed at 5%, which approximates the CRDA's effective borrowing rate. The note is secured by a first money mortgage on the real estate.

10. Project and Direct Investment Commitments

- a. During 2008, the CRDA commitments decreased approximately \$13.3 million in current and future CRDA obligations to finance direct investment and other projects.

As of December 31, 2008, CRDA had outstanding commitments as follows:

Casino Reinvestment Development Authority
(A Component Unit of the State of New Jersey)
Notes to Financial Statements
December 31, 2008

Atlantic City

Northeast Inlet Redevelopment	\$	5,706,832
Bally's Hope Loan Program		999,424
Caesar's Convention Center HQ Hotel		35,787
NJIT Housing Technology Demonstration Park		502,525
Convention Center East Hall		40,661,238
Habitat for Humanity		32,494
AC/Brigantine Connector Road		46,664,275
Virginia Avenue Improvements		4,481,716
Atlantic Avenue Façade Program		701,565
North Carolina Avenue Improvements		388,991
2nd Ward Façade		299,327
Pennsylvania Avenue Homes		100,666
Trump Construction Financing Fund		5,000,000
Carolina Gardens		948,753
Cityscape		165,666
AC Housing Fund		3,369,037
Tropicana Entertainment/Retail Project		91,615
Martin Luther King Jr. Widening		307,238
Maryland Avenue Façade		6,510
AC Homeowners Program		42,799
Maine Avenue Project		6,499,685
Boys & Girls Club		186,360
Tax Certificate Acquisitions		41,559
Venice Park Bulkhead		3,839,375
Dwayne Harris Memorial Ballfield		247,326
Reliance Health Relocation		29,093
Hope VI On-Site Project		78,221
Pete Pallitto Field Project		6,523
AC Corridor Bond Pledge		145,620,862
Hope VI Housing		4,903,768
2nd Ward Housing		1,268,973
Main Street AC		250
Stockton Campus Project		40,000
Westside All Wars Memorial		5,000,000
Corridor Garage and Office		20,400,000
Healthplex		115,548
Atlantic City Economic Development		129,674
AC Traffic Operations Center		35
Fresh Food Market		4,814,637

Casino Reinvestment Development Authority
(A Component Unit of the State of New Jersey)
Notes to Financial Statements
December 31, 2008

Atlantic City (Continued)	
Pacific Avenue Development	3,030
SE Inlet Transportation Improvements	135,644
Lighthouse District Park Project	430,999
Vision 2000 Foreclosure	237,646
Workforce Housing Development	46,800
AC National Guard Armory	20,000
	<hr/>
Total Atlantic City	<u>304,602,466</u>
South Jersey	
Agricultural Loan Program	232,096
Woodbine Airport	81,185
Gateway Village	480,521
Camden Project Fund	9,400,000
A.C. Boys & Girls Club	140,649
SJ Transportation and Green Projects	6,172,486
Shepherd's Farm Housing	811,703
EHT Route 40 Corridor	2,953,251
SJ Regional Fire Training Center	3,500,000
Greater Trenton Area YMCA	5,525,000
Caesar's Hotel Expansion	14,917,647
Harrah's Hotel Expansion	11,473,697
Resorts Hotel Expansion	5,902,641
Pinnacle Hotel Expansion	19,935,667
Transportation Master Plan	208,265
Workforce Housing Development	46,800
	<hr/>
Total South Jersey:	<u>81,781,608</u>
North Jersey	
Long Branch Project	1,727,052
South Amboy Project	7,142,185
North Project Fund	34,970,948
Hahnes-Griffith Project	20,000,000
King Plaza Development Project	3,500,000
NJSEA Purse Enhancements	38,316,451
	<hr/>
Total North Jersey:	<u>105,656,636</u>
NJSBMWE Set Aside	<u>17,436,480</u>
Total Commitments at December 31, 2008	<u>\$ 509,477,190</u>

11. Program Costs / Release of Temporarily Restricted Assets

Program costs as shown in the Fiduciary Funds reflect costs associated primarily with the donation of real estate upon completion of a project.

12. General Fund Donations

Donations from the general fund are included as expenses within the Statement of Revenues, Expenses, and Changes in Fund Equity and consisted of the following:

Urban Lab Project	\$ 2,689
Belmont Project	1,340,207
Express Train	3,000,000
Bus Terminal	1,000,000
AC Traffic Operations Center	78,528
	<hr/>
Total:	\$ <u>5,421,424</u>

13. General Fund Balances Reserved for Project Costs

Reserved:

Reserve for Absecon Lighthouse	268,907
Reserve for Urban Lab Project	8,743
Reserve for Corridor Garage and Office	10,000,000
Reserve for AC Transportation & Green Projects	3,871,964
Reserve for AC Traffic Operations Center	34,472
Reserve for AC Int'l Airport Apron Expansion	<u>5,200,000</u>
Total reserved	19,384,086
Unreserved net assets	<u>30,322,459</u>
Total	<u>49,706,545</u>

14. Pension Plan

Description of Plans

All required employees of the Authority are covered by the Public Employees' Retirement System cost-sharing multiple-employer defined benefit pension plan which has been established by state statute and are administered by the New Jersey Division of Pension and Benefits (Division). According to the State of New Jersey Administrative Code, all obligations of the System will be assumed by the State of New Jersey should the System terminate. The Division issues a publicly available financial report that includes the financial statements and required supplementary information for the Public Employees Retirement System. These reports may be obtained by writing to the Division of Pensions and Benefits, PO Box 295, Trenton, New Jersey, 08625 or the reports can be accessed on the internet at http://www.state.nj.us/treasury/pensions/annrpts_archive.htm.

The Public Employees' Retirement System was established in January, 1955 under the provisions of N.J.S.A. 43:15A to provide retirement, death, disability and medical benefits to certain qualified members. The Public Employees' Retirement System is a cost-sharing multiple-employer plan. Membership is mandatory for substantially all full time employees of the State or any county, municipality, school district or public agency provided the employee is not required to be a member of another State-administered retirement system or other state or local jurisdiction.

Funding Policy

The contribution policy is set by N.J.S.A. 43:15A, Chapter 62, P.L. of 1994, Chapter 115, P.L. of 1997 and N.J.S.A. 18:66, and requires contributions by active members and contributing employers. Plan member and employer contributions may be amended by State of New Jersey legislation. PERS provides for employee contributions of 5.5% of employees' annual compensation, as defined. Employers are required to contribute at an actuarially determined rate in PERS. The current PERS rate is 5.5% of covered payroll. The Authority's contributions to PERS for the years ending December 31, 2008, 2007 and 2006 were \$114,032, \$80,368 and \$41,668 respectively, equal to the required contributions for each year.

The Authority's total payroll for the year ended December 31, 2008, 2007 and 2006 was \$2,638,955, \$2,488,065, and \$2,084,252, covered payroll was \$2,232,983, \$2,118,753, and \$1,953,934 for PERS.

15. Fidelity Bond

The CRDA has a \$1,000,000 Honesty Blanket Bond supplied by Zurich-American Insurance Group covering all of its employees.

16. Commitments and Contingencies

The CRDA occupies office space in Atlantic City. The facility was leased on a month to month basis, which expired on November 30, 2007. The lease included an option to renew for an additional twelve months. The renewal was signed by the CRDA in September 2008. Future minimum lease payments as of December 31, 2008 are as follows:

2009 \$184,772

On October 10, 1997, the CRDA entered into a Parking Fee Agreement with the South Jersey Transportation Authority (“SJTA”), which is a component unit included in the State of New Jersey’s comprehensive annual report. Pursuant to the Agreement, a portion of parking fees from marina parking facilities used in conjunction with any new licensed casino hotel construction and located on land in the Marina District of Atlantic City will be payable to SJTA. The maximum amount payable to SJTA under the Parking Fee Agreement is an amount sufficient to amortize \$65,000,000 of SJTA bonds issued to finance the Atlantic City Expressway Connector Project and certain costs of issuance. The maximum annual remittance to SJTA is the lesser of the Marina Parking Fees or the amount released by the Trustee of the Parking Fee Revenue Bonds after the semi-annual debt service. The CRDA’s payment obligations are subordinate to the lien on the Marina Parking Fees of the Parking Fee Revenue Bonds (see Note 8). Other payables on the Statement of Net Assets and Community and Economic Development expenses on the accompanying Statement of Activities include \$489,228 payable to SJTA in connection with this obligation.

17. Risk Management

The Authority is exposed to various risks of loss related to torts; theft of, damage to, and destruction of assets; errors and omissions; injuries to employees; and natural disasters.

Property and Liability Insurance - The Authority maintains commercial insurance coverage for property, liability and surety bonds. The Authority is also a member of a Joint Insurance Fund. There has been no significant decrease in insurance coverage and there have been no claims in excess of coverage.

18. Pending Litigation

There is currently litigation pending against the CRDA for various matters. The amounts to be paid by the CRDA cannot be determined at this time.

19. Economic Dependence

The CRDA has a significant economic dependence upon the casino industry in Atlantic City and the casino alternative tax that is remitted to the Authority through the State of New Jersey.

20. Deficit in Restricted Project Costs

There is a deficit in the Net Assets on the Statement of Net Assets due to a deficit in net assets restricted for project costs. This has occurred because the Hotel Room Fee Special Revenue Fund has expended over \$96 million to date and revenue has only been received in this fund beginning in July 2006. It is projected that sufficient funds will be generated to offset the projected expenditures.

SUPPLEMENTAL INFORMATION

{THIS PAGE IS INTENTIONALLY LEFT BLANK}

Casino Reinvestment Development Authority
(A Component Unit of the State of New Jersey)
Combining Balance Sheet: Nonmajor Governmental Funds - Debt Service Funds
December 31, 2008

	Jacobs Family Terrace	Deregulation	Northwest Inlet	Vermont Plaza	Sheraton Hotel	South Jersey Municipal Loan Program	South Jersey Agricultural Loan Program	Marcal Project	Christopher Columbus Homes	North Jersey Municipal Loan Program	Total Nonmajor Governmental Funds
Assets											
Cash, cash equivalents and investments	\$ 38,800		127,437	1,349		802,949		58,445		1,074,933	2,103,913
Marketable securities, net of allowance											-
Interest receivable			1,437			45,261		37,809	19,755	397,221	501,483
Other receivable		342,811			33,212		1,695,647		6,080		2,077,750
Total Assets	38,800	342,811	128,874	1,349	33,212	848,210	1,695,647	96,254	25,835	1,472,154	4,683,146
Liabilities											
Accounts payable and accrued liabilities	692		77			10,278		4,375	2,213	198,278	215,913
Interest payable	7,318		7,809			107,192		33,434	17,542	221,037	394,332
Total Liabilities	8,010	-	7,886	-	-	117,470	-	37,809	19,755	419,315	610,245
Fund Equity and Other Reserves											
Reserved	30,790	342,811	120,988	1,349	33,212	730,740	1,695,647	58,445	6,080	1,052,839	4,072,901
Total Fund Equity	30,790	342,811	120,988	1,349	33,212	730,740	1,695,647	58,445	6,080	1,052,839	4,072,901
Total Liabilities and Fund Equity	\$ 38,800	342,811	128,874	1,349	33,212	848,210	1,695,647	96,254	25,835	1,472,154	4,683,146

**Casino Reinvestment Development Authority
(A Component Unit of the State of New Jersey)
Combining Statement of Revenues, Expenditures and Changes in Fund Equity: Nonmajor Governmental Funds - Debt Service Fund:
For the Year Ended December 31, 2008**

	Jacobs Family Terrace	Deregulation	Northwest Inlet	Vermont Plaza	Sheraton Hotel	South Jersey Municipal Loan Program	South Jersey Agricultural Loan Program	Marcal Project	Christopher Columbus Homes	North Jersey Municipal Loan Program	Total Nonmajor Governmental Funds
Revenues:											
Interest and investment income	\$ 27,498	14,394	19,861	79,465	1,636	731,018	83,543	381,356	120,919	1,499,207	2,958,897
	<u>27,498</u>	<u>14,394</u>	<u>19,861</u>	<u>79,465</u>	<u>1,636</u>	<u>731,018</u>	<u>83,543</u>	<u>381,356</u>	<u>120,919</u>	<u>1,499,207</u>	<u>2,958,897</u>
Expenditures:											
Program costs		250,000									250,000
Other expenditures	1,160		1,111			68,229		43,963	13,422	198,087	325,972
Bankruptcy discharge								7,140,077			7,140,077
Debt Service:											
Interest expense	26,338		15,977	79,901		685,414		333,535	106,380	1,326,614	2,574,159
Principal	156,882		50,094			879,601			61,677	30,000	1,178,254
	<u>184,380</u>	<u>250,000</u>	<u>67,182</u>	<u>79,901</u>	<u>-</u>	<u>1,633,244</u>	<u>-</u>	<u>7,517,575</u>	<u>181,479</u>	<u>1,554,701</u>	<u>11,468,462</u>
Excess of revenues over (under) expenditures	(156,882)	(235,606)	(47,321)	(436)	1,636	(902,226)	83,543	(7,136,219)	(60,560)	(55,494)	(8,509,565)
Other Financing Sources (Uses):											
Debt relief due to bankruptcy judgement								7,140,077			7,140,077
Payments received on notes	122,951		18,130			290,691			61,677	404,962	898,411
Capital -related debt issued								1,602,030			1,602,030
Loan disbursements								(1,602,030)			(1,602,030)
	<u>122,951</u>	<u>-</u>	<u>18,130</u>	<u>-</u>	<u>-</u>	<u>290,691</u>	<u>-</u>	<u>7,140,077</u>	<u>61,677</u>	<u>404,962</u>	<u>8,038,488</u>
Net change in fund balances	(33,931)	(235,606)	(29,191)	(436)	1,636	(611,535)	83,543	3,858	1,117	349,468	(471,077)
Fund Equity January 1, 2008	64,721	578,417	150,179	1,785	31,576	1,342,275	1,612,104	54,587	4,963	703,371	4,543,978
Fund Equity December 31, 2008	\$ <u>30,790</u>	<u>342,811</u>	<u>120,988</u>	<u>1,349</u>	<u>33,212</u>	<u>730,740</u>	<u>1,695,647</u>	<u>58,445</u>	<u>6,080</u>	<u>1,052,839</u>	<u>4,072,901</u>

**Casino Reinvestment Development Authority
(A Component Unit of the State of New Jersey)
Combining Statement of Fiduciary Net Assets
Fiduciary Funds
December 31, 2008**

	Reinvestment funds	Other	Total
Assets			
Cash and cash equivalents	\$ 288,941,820	6,664,330	295,606,150
Receivables:			
Notes receivable		5,527,885	5,527,885
Accrued interest receivable		20,554	20,554
Obligations receivable	12,399,763		12,399,763
Other	3,622,699	4,294,285	7,916,984
Capital Assets:			
Real Estate		13,573,584	13,573,584
	Total Assets	30,080,638	335,044,920
	304,964,282	30,080,638	335,044,920
Liabilities			
Interest payable	1,969,622		1,969,622
Other payables	5,937,787	6,122,226	12,060,013
Reserves			
Obligations payable	267,626,266		267,626,266
Direct investment deposits	2,207,573		2,207,573
Donation deposits	27,223,034		27,223,034
Project costs		23,958,412	23,958,412
	Total Liabilities and Reserves	30,080,638	335,044,920
	304,964,282	30,080,638	335,044,920
Net Assets			
	Total Net Assets		
	\$.		

Casino Reinvestment Development Authority
(A Component Unit of the State of New Jersey)
Combining Statement of Changes in Fiduciary Net Assets
Fiduciary Funds
For the Year Ended December 31, 2008

	Reinvestment Funds	Other	Total
ADDITIONS:			
Obligation deposits	\$ 57,599,468		57,599,468
Transfer from reinvestment		29,195,359	29,195,359
Sales tax rebate		9,748,312	9,748,312
Interest on notes		400,864	400,864
Other income		279	279
Total Additions	<u>57,599,468</u>	<u>39,344,814</u>	<u>96,944,282</u>
DEDUCTIONS:			
Direct investments	11,327,359		11,327,359
Direct donations:			
Transfers to other fiduciary funds	915,969		915,969
Other	28,279,390		28,279,390
Accrued obligations			-
Bonds issued	2,174,546		2,174,546
Credits	19,294		19,294
Grants and donations		33,803,235	33,803,235
Sales tax rebate		9,748,312	9,748,312
Total deductions	<u>42,716,558</u>	<u>43,551,547</u>	<u>86,268,105</u>
NET CHANGE IN RESERVES	14,882,910	(4,206,733)	10,676,177
Net assets - beginning	-	-	-
Net assets - ending	<u>\$ -</u>	<u>-</u>	<u>-</u>

See accompanying auditors' report

**Casino Reinvestment Development Authority
(A Component Unit of the State of New Jersey)
Combining Net Assets - Fiduciary Funds, Other
December 31, 2008**

	<u>Delaware Avenue</u>	<u>Land Banking</u>	<u>Virginian Acquisition</u>	<u>Northeast Inlet Infill</u>	<u>2nd Ward Façade</u>	<u>Pacific Avenue Redevelopment</u>	<u>Subtotal</u>
Assets							
Temporarily restricted assets:							
Real estate	\$ 56,555	1,196,804	803,030	140,491	36,811	26,970	2,260,661
Total Assets	<u>56,555</u>	<u>1,196,804</u>	<u>803,030</u>	<u>140,491</u>	<u>36,811</u>	<u>26,970</u>	<u>2,260,661</u>
Liabilities							
Other payables							-
Total Liabilities					-		-
Reserves							
Reserve for temporarily restricted assets	56,555	1,196,804	803,030	140,491	36,811	26,970	2,260,661
Total Liabilities and Reserves	<u>56,555</u>	<u>1,196,804</u>	<u>803,030</u>	<u>140,491</u>	<u>36,811</u>	<u>26,970</u>	<u>2,260,661</u>
Net Assets							
Total Net Assets	\$ <u> </u>	<u> </u>	<u> </u>	<u> </u>	<u> </u>	<u> </u>	<u> </u>

**Casino Reinvestment Development Authority
(A Component Unit of the State of New Jersey)
Combining Net Assets - Fiduciary Funds, Other
December 31, 2008**

	Cityscape	SE Inlet Transportation Improvements	Smuggler's Cove	Virginia Avenue	Prior Subtotal	Subtotal
Assets						
Temporarily restricted assets:						
Real estate	\$ 65,958	150,537		133,266	2,260,661	2,610,422
Total Assets	<u>65,958</u>	<u>150,537</u>	<u>-</u>	<u>133,266</u>	<u>2,260,661</u>	<u>2,610,422</u>
Liabilities						
Other payables					-	-
Total Liabilities	<u>-</u>	<u>-</u>	<u>-</u>	<u>-</u>	<u>-</u>	<u>-</u>
Reserves						
Reserve for temporarily restricted assets	65,958	150,537		133,266	2,260,661	2,610,422
Total Liabilities and Reserves	<u>65,958</u>	<u>150,537</u>	<u>-</u>	<u>133,266</u>	<u>2,260,661</u>	<u>2,610,422</u>
Net Assets						
Total Net Assets	<u>\$</u>	<u></u>	<u></u>	<u></u>	<u></u>	<u></u>

See accompanying auditors' report

**Casino Reinvestment Development Authority
(A Component Unit of the State of New Jersey)
Combining Net Assets - Fiduciary Funds, Other
December 31, 2008**

	Frank Lloyd Wright Homes	Carolina Gardens	Pennsylvania Avenue	Prior Subtotal	Subtotal
Assets					
Temporarily restricted assets:					
Real estate	\$	1,837,013	22,062	2,610,422	4,469,497
Notes receivable		35,934		-	35,934
Other receivables		6,389		-	6,389
Total Assets	<u>-</u>	<u>1,879,336</u>	<u>22,062</u>	<u>2,610,422</u>	<u>4,511,820</u>
Liabilities					
Other payables				-	-
Total Liabilities	<u>-</u>	<u></u>	<u></u>	<u></u>	<u></u>
Reserves					
Reserve for temporarily restricted assets		1,879,336	22,062	2,610,422	4,511,820
Total Liabilities and Reserves	<u>-</u>	<u>1,879,336</u>	<u>22,062</u>	<u>2,610,422</u>	<u>4,511,820</u>
Net Assets					
Total Net Assets	\$	<u></u>	<u></u>	<u></u>	<u></u>

See accompanying auditors' report

Casino Reinvestment Development Authority
(A Component Unit of the State of New Jersey)
Combining Net Assets - Fiduciary Funds, Other
December 31, 2008

	General Development	General Donations	Donation Loans	3-2-1 Police Loan	Prior Subtotal	Subtotal
Assets						
Cash	\$ 5,341					5,341
Temporarily restricted assets:						
Real estate					4,469,497	4,469,497
Notes receivable			2,814,999	1,076,237	35,934	3,927,170
Accrued interest receivable			15,046	1,721		16,767
Other receivables			551,782	3,727,533	6,389	4,285,704
Total Assets	<u>5,341</u>	<u> </u>	<u>3,381,827</u>	<u>4,805,491</u>	<u>4,511,820</u>	<u>12,704,479</u>
Liabilities						
Other payables	5,341			16,628		21,969
Total Liabilities	<u>5,341</u>	<u> </u>	<u> </u>	<u>16,628</u>	<u> </u>	<u>21,969</u>
Reserves						
Reserve for temporarily restricted assets			3,381,827	4,788,863	4,511,820	12,682,510
Total Liabilities and Reserves	<u>5,341</u>	<u> </u>	<u>3,381,827</u>	<u>4,805,491</u>	<u>4,511,820</u>	<u>12,704,479</u>
Net Assets						
Total Net Assets	<u>\$</u>	<u> </u>	<u> </u>	<u> </u>	<u> </u>	<u> </u>

See accompanying auditors' report

**Casino Reinvestment Development Authority
(A Component Unit of the State of New Jersey)
Combining Net Assets - Fiduciary Funds, Other
December 31, 2008**

	Chelsea Westside	Carnegie Plaza	A.C. Supermarket	Prior Subtotal	Subtotal
Assets					
Cash	\$ 6,587,956			5,341	6,593,297
Temporarily restricted assets:					
Real estate	262,354	2,242,289	6,163,011	4,469,497	13,137,151
Notes receivable	167,970		1,389,025	3,927,170	5,484,165
Accrued interest receivable			3,787	16,767	20,554
Other receivables			8,581	4,285,704	4,294,285
Total Assets	<u>7,018,280</u>	<u>2,242,289</u>	<u>7,564,404</u>	<u>12,704,479</u>	<u>29,529,452</u>
Liabilities					
Other liabilities	6,029,224			21,969	6,051,193
Total Liabilities	<u>6,029,224</u>	<u>-</u>	<u>-</u>	<u>21,969</u>	<u>6,051,193</u>
Reserves					
Reserve for temporarily restricted assets	989,056	2,242,289	7,564,404	12,682,510	23,478,259
Total Liabilities and Reserves	<u>7,018,280</u>	<u>2,242,289</u>	<u>7,564,404</u>	<u>12,704,479</u>	<u>29,529,452</u>
Net Assets					
Total Net Assets	<u>\$</u>	<u></u>	<u></u>	<u></u>	<u></u>

See accompanying auditors' report

**Casino Reinvestment Development Authority
(A Component Unit of the State of New Jersey)
Combining Net Assets - Fiduciary Funds, Other
December 31, 2008**

	NEI Consensual Acquisition	Teachers and Firefighters Home Loans	Virginia Avenue Icon	Prior Subtotal	Subtotal
Assets					
Cash				6,593,297	6,593,297
Temporarily restricted assets:					
Real estate	213,476			13,137,151	13,350,627
Notes receivable		43,720		5,484,165	5,527,885
Accrued interest receivable				20,554	20,554
Other receivables				4,294,285	4,294,285
Total Assets	<u>213,476</u>	<u>43,720</u>	<u>-</u>	<u>29,529,452</u>	<u>29,786,648</u>
Liabilities					
Other liabilities				6,051,193	6,051,193
Total Liabilities	<u>-</u>	<u>-</u>	<u>-</u>	<u>6,051,193</u>	<u>6,051,193</u>
Reserves					
Reserve for temporarily restricted assets	213,476	43,720		23,478,259	23,735,455
Total Liabilities and Reserves	<u>213,476</u>	<u>43,720</u>	<u>-</u>	<u>29,529,452</u>	<u>29,786,648</u>
Net Assets					
Total Net Assets	<u>\$</u>	<u></u>	<u></u>	<u></u>	<u></u>

See accompanying auditors' report

**Casino Reinvestment Development Authority
(A Component Unit of the State of New Jersey)
Combining Net Assets - Fiduciary Funds, Other
December 31, 2008**

	Sales Tax	Bally's Warehouse Project	Chesapeake Gardens Senior Homes	Prior Subtotal	Total Fiduciary Funds Other
Assets					
Cash	\$ 71,033			6,593,297	6,664,330
Temporarily restricted assets:					
Real estate		71,574	151,383	13,350,627	13,573,584
Notes receivable				5,527,885	5,527,885
Accrued interest receivable				20,554	20,554
Other receivables				4,294,285	4,294,285
Total Assets	<u>71,033</u>	<u>71,574</u>	<u>151,383</u>	<u>29,786,648</u>	<u>30,080,638</u>
Liabilities					
Other liabilities	71,033			6,051,193	6,122,226
Total Liabilities	<u>71,033</u>	<u>-</u>	<u>-</u>	<u>6,051,193</u>	<u>6,122,226</u>
Reserves					
Reserve for temporarily restricted assets		71,574	151,383	23,735,455	23,958,412
Total Liabilities and Reserves	<u>71,033</u>	<u>71,574</u>	<u>151,383</u>	<u>29,786,648</u>	<u>30,080,638</u>
Net Assets					
Total Net Assets	<u>\$ -</u>	<u>-</u>	<u>-</u>	<u>-</u>	<u>-</u>

See accompanying auditors' report

Casino Reinvestment Development Authority
(A Component Unit of the State of New Jersey)
Combining Statement of Changes in Fiduciary Net Assets - Fiduciary Funds, Other
For the Year Ended December 31, 2008

	<u>Delaware Avenue</u>	<u>Land Banking</u>	<u>Virginian Acquisition</u>	<u>Northeast Inlet Infill</u>	<u>2nd Ward Façade</u>	<u>Pacific Avenue Redevelopment</u>	<u>Subtotal</u>
Additions							
Transfer from (to) reinvestment funds and other governmental funds	\$					26,970	26,970
Total Additions		-	-	-	-	26,970	26,970
Deductions							
Grants and donations		631,355					631,355
Total Deductions		631,355	-	-	-	-	631,355
Change in reserves		(631,355)	-	-	-	26,970	(604,385)
Net assets - beginning of the year		-	-	-	-	-	-
Net assets - end of the year	\$	-	-	-	-	-	-

Casino Reinvestment Development Authority
(A Component Unit of the State of New Jersey)
Combining Statement of Changes in Fiduciary Net Assets - Fiduciary Funds, Other
For the Year Ended December 31, 2008

	<u>Cityscape</u>	<u>SE Inlet Transportation Improvements</u>	<u>Smuggler's Cove</u>	<u>Virginia Avenue</u>	<u>Prior Subtotal</u>	<u>Subtotal</u>
Additions						
Transfer from reinvestment funds and other governmental funds	\$ 50,397	364,356			26,970	441,723
Total Additions	<u>50,397</u>	<u>364,356</u>	-	-	<u>26,970</u>	<u>441,723</u>
Deductions						
Grants and donations	202,447	213,819	101,061		631,355	1,148,682
Total Deductions	<u>202,447</u>	<u>213,819</u>	<u>101,061</u>	-	<u>631,355</u>	<u>1,148,682</u>
Change in reserves	(152,050)	150,537	(101,061)	-	(604,385)	(706,959)
Net assets - beginning of the year	<u>-</u>	<u>-</u>	<u>-</u>	<u>-</u>	<u>-</u>	<u>-</u>
Net assets - end of the year	<u><u>-</u></u>	<u><u>-</u></u>	<u><u>-</u></u>	<u><u>-</u></u>	<u><u>-</u></u>	<u><u>-</u></u>

See accompanying auditors' report

Casino Reinvestment Development Authority
(A Component Unit of the State of New Jersey)
Combining Statement of Changes in Fiduciary Net Assets - Fiduciary Funds, Other
For the Year Ended December 31, 2008

	<u>Frank Lloyd Wright Homes</u>	<u>Carolina Gardens</u>	<u>Pennsylvania Avenue</u>	<u>Prior Subtotal</u>	<u>Subtotal</u>
Additions					
Transfer from reinvestment funds and other governmental funds	\$	208,792	294	441,723	650,809
Interest on notes		1,883			1,883
Total Additions	-	210,675	294	441,723	652,692
Deductions					
Grants and donations	3,191,689	206,559	353,046	1,148,682	4,899,976
Total Deductions	3,191,689	206,559	353,046	1,148,682	4,899,976
Change in reserves	(3,191,689)	4,116	(352,752)	(706,959)	(4,247,284)
Net assets - beginning of the year				-	-
Net assets - end of the year	\$ -	-	-	-	-

See accompanying auditors' report

**Casino Reinvestment Development Authority
(A Component Unit of the State of New Jersey)
Combining Statement of Changes in Fiduciary Net Assets - Agency Funds, Other
For the Year Ended December 31, 2008**

	General Development	General Donations	Donation Loans	3-2-1 Police Loan	Prior Subtotal	Subtotal
Additions						
Transfer from reinvestment funds and other governmental funds	\$	28,279,390			650,809	28,930,199
Interest on notes			95,923	200,425	1,883	298,231
Other income				279		279
Total Additions	-	28,279,390	95,923	200,704	652,692	29,228,709
Deductions						
Grants and donations		28,279,390	160,376	17,392	4,899,976	33,357,134
Total Deductions	-	28,279,390	160,376	17,392	4,899,976	33,357,134
Change in reserves	-	-	(64,453)	183,312	(4,247,284)	(4,128,425)
Net assets - beginning of the year					-	-
Net assets - end of the year	\$	-	-	-	-	-

See accompanying auditors' report

Casino Reinvestment Development Authority
(A Component Unit of the State of New Jersey)
Combining Statement of Changes in Fiduciary Net Assets - Agency Funds, Other
For the Year Ended December 31, 2008

	Chelsea Westside	Carnegie Plaza	A.C. Supermarket	Prior Subtotal	Subtotal
Additions					
Transfer from reinvestment funds and other governmental funds	\$ 262,354			28,930,199	29,192,553
Interest on notes			102,633	298,231	400,864
Other income				279	279
Total Additions	<u>262,354</u>	<u>-</u>	<u>102,633</u>	<u>29,228,709</u>	<u>29,593,696</u>
Deductions					
Grants and donations	<u>234,271</u>		<u>150,725</u>	<u>33,357,134</u>	<u>33,742,130</u>
Total Deductions	<u>234,271</u>	<u>-</u>	<u>150,725</u>	<u>33,357,134</u>	<u>33,742,130</u>
Change in reserves	28,083	-	(48,092)	(4,128,425)	(4,148,434)
Net assets - beginning of the year	<u>-</u>	<u>-</u>	<u>-</u>	<u>-</u>	<u>-</u>
Net assets - end of the year	<u><u>-</u></u>	<u><u>-</u></u>	<u><u>-</u></u>	<u><u>-</u></u>	<u><u>-</u></u>

See accompanying auditors' report

Casino Reinvestment Development Authority
(A Component Unit of the State of New Jersey)
Combining Statement of Changes in Fiduciary Net Assets - Agency Funds, Other
For the Year Ended December 31, 2008

	NEI Consensual Acquisition	Teachers and Firefighters Home Loans	Virginia Avenue Icon	Prior Subtotal	Subtotal
Additions					
Transfer from reinvestment funds and other governmental funds	\$		2,806	29,192,553	29,195,359
Interest on notes				400,864	400,864
Other income				279	279
Total Additions	-	-	2,806	29,593,696	29,596,502
Deductions					
Grants and donations	40,696	17,603	2,806	33,742,130	33,803,235
Total Deductions	40,696	17,603	2,806	33,742,130	33,803,235
Change in reserves	(40,696)	(17,603)	-	(4,148,434)	(4,206,733)
Net assets - beginning of the year				-	-
Net assets - end of the year	-	-	-	-	-

See accompanying auditors' report

Casino Reinvestment Development Authority
(A Component Unit of the State of New Jersey)
Combining Statement of Changes in Fiduciary Net Assets - Agency Funds, Other
For the Year Ended December 31, 2008

	Sales Tax	Bally's Warehouse Project	Chesapeake Gardens Senior Homes	Prior Subtotal	Total
Additions					
Transfer from (to) reinvestment funds and other governmental funds				29,195,359	29,195,359
Retail and luxury tax remittance	9,748,312			-	9,748,312
Interest on notes				400,864	400,864
Other income				279	279
Total Additions	9,748,312	-	-	29,596,502	39,344,814
Deductions					
Retail and luxury tax distributions	9,748,312				9,748,312
Grants and donations				33,803,235	33,803,235
Total Deductions	9,748,312	-	-	33,803,235	43,551,547
Change in reserves	-	-	-	(4,206,733)	(4,206,733)
Net assets - beginning of the year				-	-
Net assets - end of the year	-	-	-	-	-

See accompanying auditors' report